













































































































































34 100m Breaststroke Men Heat

















































Official

Total

Rank	Competitor	Age	Club	RT	PTS	Result	
1	 Harrison Biddell (V)	20	 South Australia	0.67		1:00.65 Entry: 1:00.76 -0.11	Q
	25m: 13.29 50m: 28.63 (15.34) 75m: 44.46 (15.83) 100m: 1:00.65 (16.19)						
2	 Hara Hughes	19	 Coast Swimming Club	0.65		1:00.93 Entry: 1:00.48 +0.45	Q
	25m: 12.76 50m: 28.39 (15.63) 75m: 44.38 (15.99) 100m: 1:00.93 (16.55)						
3	 Christopher Montana (V)	15	 Swimming New South Wales Aus	0.64		1:01.16 Entry: 1:00.47 +0.69	Q
	25m: 12.88 50m: 28.64 (15.76) 75m: 44.53 (15.89) 100m: 1:01.16 (16.63)						
4	 Jacob Story (V)	17	 Mt Eden Swimming	0.74		1:01.69 Entry: 1:02.11 -0.42	Q
	25m: 13.20 50m: 28.69 (15.49) 75m: 44.88 (16.19) 100m: 1:01.69 (16.81)						
5	 Joseph Reiher	18	 Porirua City Aquatics	0.69		1:01.89 Entry: 1:02.54 -0.65	Q
	25m: 13.57 50m: 29.51 (15.94) 75m: 45.62 (16.11) 100m: 1:01.89 (16.27)						
6	 Rylind Wheeler	17	 North Canterbury Swim Club Inc	0.64		1:02.80 Entry: 1:01.72 +1.08	Q
	25m: 13.40 50m: 29.06 (15.66) 75m: 45.47 (16.41) 100m: 1:02.80 (17.33)						
7	 Nicholas Cowen	18	 North Shore Swimming Club	0.66		1:02.99 Entry: 1:03.48 -0.49	Q
	25m: 13.72 50m: 29.55 (15.83) 75m: 46.06 (16.51) 100m: 1:02.99 (16.93)						
8	 Elwin Bao	17	 North Shore Swimming Club	0.68		1:03.27 Entry: 1:03.68 -0.41	Q
	25m: 13.62 50m: 29.52 (15.90) 75m: 45.91 (16.39) 100m: 1:03.27 (17.36)						
9	 Alexander Monroe (V)	19	 Bond University Queensland	0.69		1:03.32 Entry: 1:04.44 -1.12	Q
	25m: 13.26 50m: 28.89 (15.63) 75m: 45.31 (16.42) 100m: 1:03.32 (18.01)						
10	 Oscar Dingwall (V)	16	 South Australia	0.67		1:03.49 Entry: 1:03.34 +0.15	Q
	25m: 13.46 50m: 29.75 (16.29) 75m: 46.48 (16.73) 100m: 1:03.49 (17.01)						
11	 Caleb Yin	15	 Mt Eden Swimming	0.71		1:03.58 Entry: 1:05.66 -2.08	Q
	25m: 13.80 50m: 29.68 (15.88) 75m: 46.22 (16.54) 100m: 1:03.58 (17.36)						
12	 Dmitry Kuzmenkov	16	 North Shore Swimming Club	0.69		1:03.98 Entry: 1:05.51 -1.53	Q
	25m: 13.76 50m: 30.23 (16.47) 75m: 47.11 (16.88) 100m: 1:03.98 (16.87)						
13	 Nael Roux (V)	19	 Tahiti	0.64		1:04.07 Entry: 1:01.47 +2.60	Q
	25m: 13.46 50m: 29.45 (15.99) 75m: 46.24 (16.79) 100m: 1:04.07 (17.83)						
14	 Roman Anderson	16	 Tawa Swimming Club	0.67		1:04.08 Entry: 1:05.49 -1.41	Q
	25m: 13.72 50m: 29.81 (16.09) 75m: 46.50 (16.69) 100m: 1:04.08 (17.58)						
15	 Will Herbert	15	 Parnell Swimming	0.68		1:04.73 Entry: 1:08.41 -3.68	Q
	25m: 14.02 50m: 30.58 (16.56) 75m: 47.51 (16.93) 100m: 1:04.73 (17.22)						
16	 Connor Jenkins	15	 Ashburton Swim Team	0.68		1:04.91 Entry: 1:05.49 -0.58	Q
	25m: 13.80 50m: 29.87 (16.07) 75m: 46.70 (16.83) 100m: 1:04.91 (18.21)						
17	 John Park	17	 St Paul's Swimming Club	0.70		1:05.00 Entry: 1:05.59 -0.59	Q
	25m: 13.97 50m: 30.51 (16.54) 75m: 47.58 (17.07) 100m: 1:05.00 (17.42)						
18	 Benson Li	19	 North Shore Swimming Club	0.71		1:05.05 Entry: 1:03.04 +2.01	Q
	25m: 13.23 50m: 29.46 (16.23) 75m: 46.80 (17.34) 100m: 1:05.05 (18.25)						
19	 Jett Cotter (V)	17	 Nepean Swim Club NSW	0.61		1:05.14 Entry: 1:04.60 +0.54	Q
	25m: 14.25 50m: 30.94 (16.69) 75m: 47.93 (16.99) 100m: 1:05.14 (17.21)						
20	 Danny Sun	15	 North Shore Swimming Club	0.73		1:05.26 Entry: 1:03.77 +1.49	Q
	25m: 13.40 50m: 28.83 (15.43) 75m: 46.52 (17.69) 100m: 1:05.26 (18.74)						
21	 Michael Yang	14	 Phoenix Aquatics	0.70		1:05.60 Entry: 1:06.39 -0.79	Q
	25m: 14.11 50m: 30.76 (16.65) 75m: 48.07 (17.31) 100m: 1:05.60 (17.53)						
22	 Frederick Mills	15	 Tawa Swimming Club	0.67		1:05.64 Entry: 1:06.32 -0.68	Q
	25m: 13.57 50m: 29.80 (16.23) 75m: 47.40 (17.60) 100m: 1:05.64 (18.24)						

23	 Jethrow Yoon	16	 Phoenix Aquatics	0.66	1:05.88 Entry: 1:05.27	+0.61	Q
	25m: 13.91 50m: 30.37 (16.46) 75m: 47.76 (17.39) 100m: 1:05.88 (18.12)						
24	 Eric Wong	16	 Ice Breaker Aquatics	0.61	1:06.09 Entry: 1:06.23	-0.14	Q
	25m: 13.86 50m: 30.51 (16.65) 75m: 47.80 (17.29) 100m: 1:06.09 (18.29)						
25	 Lachlan Bibby-Fox	18	 North Shore Swimming Club	0.73	1:06.14 Entry: 1:06.76	-0.62	Q
	25m: 13.98 50m: 30.86 (16.88) 75m: 48.21 (17.35) 100m: 1:06.14 (17.93)						
26	 Fergus Charlton	18	 Coast Swimming Club	0.70	1:06.38 Entry: 1:06.98	-0.60	Q
	25m: 13.88 50m: 30.76 (16.88) 75m: 48.26 (17.50) 100m: 1:06.38 (18.12)						
27	 Sosthene Videau (V)	18	 Tahiti	0.64	1:06.57 Entry: 1:05.11	+1.46	Q
	25m: 13.88 50m: 30.71 (16.83) 75m: 48.15 (17.44) 100m: 1:06.57 (18.42)						
28	 Rick Zhao	15	 Howick Pakuranga	0.65	1:06.69 Entry: 1:07.74	-1.05	Q
	25m: 14.02 50m: 30.68 (16.66) 75m: 48.08 (17.40) 100m: 1:06.69 (18.61)						
29	 Curtis Shanks	18	 Jasi Swim Club	0.71	1:06.75 Entry: 1:06.78	-0.03	Q
	25m: 14.32 50m: 31.17 (16.85) 75m: 48.80 (17.63) 100m: 1:06.75 (17.95)						
30	 Matthew Jiang	15	 United Swimming Club	0.67	1:07.36 Entry: 1:08.57	-1.21	Q
	25m: 14.67 50m: 31.74 (17.07) 75m: 49.23 (17.49) 100m: 1:07.36 (18.13)						
31	 Alesana Lafoga	16	 Waverley Swimming Club	0.66	1:07.60 Entry: 1:07.27	+0.33	R1
	25m: 14.65 50m: 31.87 (17.22) 75m: 49.41 (17.54) 100m: 1:07.60 (18.19)						
32	 Sam McAlister	18	 Wharenui Swim Club	0.66	1:07.70 Entry: 1:08.38	-0.68	R2
	25m: 14.36 50m: 31.70 (17.34) 75m: 49.41 (17.71) 100m: 1:07.70 (18.29)						
33	 Finn Aloua	14	 United Swimming Club	0.66	1:07.96 Entry: 1:08.44	-0.48	
	25m: 14.87 50m: 32.28 (17.41) 75m: 49.82 (17.54) 100m: 1:07.96 (18.14)						
34	 Ionatana BakerSefo	18	 Pirates Swim Team	0.73	1:08.05 Entry: 1:07.25	+0.80	
	25m: 14.59 50m: 31.73 (17.14) 75m: 49.51 (17.78) 100m: 1:08.05 (18.54)						
35	 Jasper Xie	14	 United Swimming Club	0.66	1:08.24 Entry: 1:08.74	-0.50	
	25m: 14.97 50m: 32.26 (17.29) 75m: 49.92 (17.66) 100m: 1:08.24 (18.32)						
36	 Lucas Bentley (V)	22	 Nepean Swim Club NSW	0.75	1:08.48 Entry: 1:08.81	-0.33	
	25m: 15.13 50m: 32.67 (17.54) 75m: 50.43 (17.76) 100m: 1:08.48 (18.05)						
37	 Vincent Downs-Honey	26	 Club 37	0.65	1:08.59 Entry: 1:08.19	+0.40	
	25m: 14.73 50m: 32.86 (18.13) 75m: 50.87 (18.01) 100m: 1:08.59 (17.72)						
38	 Flynn Grace	17	 Wharenui Swim Club	0.73	1:08.70 Entry: 1:09.32	-0.62	
	25m: 14.60 50m: 31.86 (17.26) 75m: 50.06 (18.20) 100m: 1:08.70 (18.64)						
39	 Jaiah Otene	14	 Stratford Flyers Swimming Club	0.76	1:08.73 Entry: 1:10.81	-2.08	
	25m: 14.89 50m: 32.84 (17.95) 75m: 50.70 (17.86) 100m: 1:08.73 (18.03)						
40	 Byron Ling	15	 Howick Pakuranga	0.66	1:08.93 Entry: 1:11.94	-3.01	
	25m: 15.33 50m: 32.86 (17.53) 75m: 50.94 (18.08) 100m: 1:08.93 (17.99)						
41	 Runxiang Wang	15	 Coast Swimming Club	0.72	1:08.94 Entry: 1:08.56	+0.38	
	25m: 14.38 50m: 31.62 (17.24) 75m: 49.95 (18.33) 100m: 1:08.94 (18.99)						
42	 Zack Pask	17	 Liz van Welie Aquatics	0.73	1:09.00 Entry: 1:08.14	+0.86	
	25m: 14.75 50m: 32.37 (17.62) 75m: 50.45 (18.08) 100m: 1:09.00 (18.55)						
43	 Caden Fuatimau	15	 Parnell Swimming	0.71	1:09.01 Entry: 1:08.01	+1.00	
	25m: 14.41 50m: 31.98 (17.57) 75m: 49.94 (17.96) 100m: 1:09.01 (19.07)						
44	 Leo Liu	13	 Parnell Swimming	0.73	1:09.18 Entry: 1:10.51	-1.33	
	25m: 15.69 50m: 33.38 (17.69) 75m: 50.83 (17.45) 100m: 1:09.18 (18.35)						
45	 Jack Kennett	15	 Otaki Titans Swimming Club	0.64	1:09.29 Entry: 1:11.12	-1.83	
	25m: 14.20 50m: 31.55 (17.35) 75m: 49.82 (18.27) 100m: 1:09.29 (19.47)						
46	 Asher Thomas	15	 Porirua City Aquatics	0.64	1:09.32 Entry: 1:07.98	+1.34	
	25m: 14.90 50m: 32.54 (17.64) 75m: 50.75 (18.21) 100m: 1:09.32 (18.57)						

47	 Michael Chen	15	 Parnell Swimming	0.69	1:09.36 Entry: 1:07.37 +1.99
	25m: 14.95 50m: 32.67 (17.72) 75m: 50.86 (18.19) 100m: 1:09.36 (18.50)				
48	 Travis Henderson	14	 Howick Pakuranga	0.68	1:09.39 Entry: 1:09.88 -0.49
	25m: 14.67 50m: 32.45 (17.78) 75m: 50.82 (18.37) 100m: 1:09.39 (18.57)				
49	 Jaden Heerikhuisen	15	 St Peter's Swimming Club	0.69	1:09.46 Entry: 1:10.63 -1.17
	25m: 14.88 50m: 32.63 (17.75) 75m: 51.04 (18.41) 100m: 1:09.46 (18.42)				
50	 Nico Solodi	19	 Jasi Swim Club	0.64	1:09.47 Entry: 1:07.86 +1.61
	25m: 14.83 50m: 32.32 (17.49) 75m: 50.54 (18.22) 100m: 1:09.47 (18.93)				
51	 Rhyan Yan	15	 Tawa Swimming Club	0.65	1:09.55 Entry: 1:11.06 -1.51
	25m: 14.92 50m: 32.37 (17.45) 75m: 50.61 (18.24) 100m: 1:09.55 (18.94)				
52	 Justin Zhang	15	 Tawa Swimming Club	0.73	1:09.62 Entry: 1:10.30 -0.68
	25m: 14.92 50m: 32.30 (17.38) 75m: 50.58 (18.28) 100m: 1:09.62 (19.04)				
53	 Oscar Dunn	13	 North Shore Swimming Club	0.70	1:09.67 Entry: 1:10.90 -1.23
	25m: 15.02 50m: 32.69 (17.67) 75m: 50.87 (18.18) 100m: 1:09.67 (18.80)				
53	 Elvin Wang	14	 North Shore Swimming Club	0.72	1:09.67 Entry: 1:08.54 +1.13
	25m: 14.86 50m: 32.29 (17.43) 75m: 50.56 (18.27) 100m: 1:09.67 (19.11)				
55	 Robert Thompson	17	 North Canterbury Swim Club Inc	0.73	1:09.80 Entry: 1:09.27 +0.53
	25m: 15.10 50m: 32.62 (17.52) 75m: 50.84 (18.22) 100m: 1:09.80 (18.96)				
56	 Shawn Li	14	 Phoenix Aquatics	0.74	1:09.88 Entry: 1:10.52 -0.64
	25m: 14.94 50m: 32.83 (17.89) 75m: 51.01 (18.18) 100m: 1:09.88 (18.87)				
57	 Jonathan Swanepoel	18	 Coast Swimming Club	0.64	1:10.14 Entry: 1:06.87 +3.27
	25m: 14.12 50m: 31.64 (17.52) 75m: 50.66 (19.02) 100m: 1:10.14 (19.48)				
58	 Lewis Ives	14	 Ice Breaker Aquatics	0.67	1:10.29 Entry: 1:11.07 -0.78
	25m: 15.27 50m: 33.18 (17.91) 75m: 51.63 (18.45) 100m: 1:10.29 (18.66)				
59	 Riley Hurbuns	17	 North Shore Swimming Club	0.71	1:10.33 Entry: 1:10.75 -0.42
	25m: 15.05 50m: 32.97 (17.92) 75m: 51.39 (18.42) 100m: 1:10.33 (18.94)				
60	 Braden Turei	15	 Heretaunga Sundevils	0.67	1:10.35 Entry: 1:12.63 -2.28
	25m: 15.10 50m: 32.92 (17.82) 75m: 51.27 (18.35) 100m: 1:10.35 (19.08)				
61	 Hinato Watanabe	16	 Wanaka Swimming Club	0.65	1:10.41 Entry: 1:11.18 -0.77
	25m: 15.02 50m: 32.70 (17.68) 75m: 51.11 (18.41) 100m: 1:10.41 (19.30)				
62	 Remy Burns	18	 Pukekohe Swimming Club	0.76	1:10.87 Entry: 1:10.94 -0.07
	25m: 14.90 50m: 32.70 (17.80) 75m: 51.34 (18.64) 100m: 1:10.87 (19.53)				
63	 Sonny Liu	15	 North Shore Swimming Club	0.64	1:10.90 Entry: 1:12.99 -2.09
	25m: 15.53 50m: 33.41 (17.88) 75m: 51.83 (18.42) 100m: 1:10.90 (19.07)				
64	 Jonny Joseph	15	 Club 37	0.73	1:10.91 Entry: 1:13.25 -2.34
	25m: 15.57 50m: 33.76 (18.19) 75m: 52.16 (18.40) 100m: 1:10.91 (18.75)				
65	 Josh Schlagowski	15	 Tawa Swimming Club	0.66	1:10.93 Entry: 1:13.96 -3.03
	25m: 14.85 50m: 32.83 (17.98) 75m: 51.58 (18.75) 100m: 1:10.93 (19.35)				
65	 Ari Narayan	16	 Hamilton Aquatics	0.69	1:10.93 Entry: 1:11.02 -0.09
	25m: 15.06 50m: 33.15 (18.09) 75m: 51.92 (18.77) 100m: 1:10.93 (19.01)				
67	 Josiah Joyce	16	 St Paul's Swimming Club	0.64	1:11.01 Entry: 1:12.77 -1.76
	25m: 15.69 50m: 33.49 (17.80) 75m: 51.87 (18.38) 100m: 1:11.01 (19.14)				
68	 Taka Sugiyama	18	 Kiwi ASC	0.65	1:11.21 Entry: 1:09.62 +1.59
	25m: 14.96 50m: 32.45 (17.49) 75m: 51.46 (19.01) 100m: 1:11.21 (19.75)				
69	 James Zhang	14	 Parnell Swimming	0.70	1:11.31 Entry: 1:12.52 -1.21
	25m: 14.92 50m: 33.09 (18.17) 75m: 51.92 (18.83) 100m: 1:11.31 (19.39)				
70	 Johan-Albert Vorster	14	 North Shore Swimming Club	0.72	1:11.59 Entry: 1:14.63 -3.04
	25m: 14.83 50m: 32.86 (18.03) 75m: 51.70 (18.84) 100m: 1:11.59 (19.89)				

71	 Max Cryer	15	 St Paul's Swimming Club	0.72	1:11.80 Entry: 1:10.87	+0.93
	25m: 15.73 50m: 34.07 (18.34) 75m: 52.66 (18.59) 100m: 1:11.80 (19.14)					
72	 Charles Leech	15	 Jasi Swim Club	0.80	1:12.05 Entry: 1:12.68	-0.63
	25m: 15.95 50m: 33.96 (18.01) 75m: 52.66 (18.70) 100m: 1:12.05 (19.39)					
73	 Dhylan Oyston	15	 United Swimming Club	0.71	1:12.11 Entry: 1:13.49	-1.38
	25m: 15.73 50m: 33.79 (18.06) 75m: 52.69 (18.90) 100m: 1:12.11 (19.42)					
74	 Ewan O'Connor-Close	16	 Pirates Swim Team	0.81	1:12.34 Entry: 1:11.31	+1.03
	25m: 15.03 50m: 33.34 (18.31) 75m: 52.23 (18.89) 100m: 1:12.34 (20.11)					
74	 Haunoa Sommers (V)	14	 Olympique de Pirae Tahiti	0.68	1:12.34 Entry: 1:11.08	+1.26
	25m: 15.11 50m: 33.60 (18.49) 75m: 52.28 (18.68) 100m: 1:12.34 (20.06)					
76	 Tim Wei	13	 Phoenix Aquatics	0.81	1:12.43 Entry: 1:11.75	+0.68
	25m: 15.44 50m: 33.94 (18.50) 75m: 52.79 (18.85) 100m: 1:12.43 (19.64)					
77	 James Hollywood	13	 Dannevirke Swimming Club	0.77	1:12.95 Entry: 1:12.84	+0.11
	25m: 15.23 50m: 33.32 (18.09) 75m: 52.61 (19.29) 100m: 1:12.95 (20.34)					
78	 Joshua Zhang	14	 Phoenix Aquatics	0.71	1:13.30 Entry: 1:15.56	-2.26
	25m: 15.76 50m: 34.16 (18.40) 75m: 53.47 (19.31) 100m: 1:13.30 (19.83)					
79	 Patrick Reiher	14	 Porirua City Aquatics	0.73	1:13.31 Entry: 1:12.98	+0.33
	25m: 15.98 50m: 34.37 (18.39) 75m: 53.56 (19.19) 100m: 1:13.31 (19.75)					
80	 Isaiah Tauu	14	 Pukekohe Swimming Club	0.67	1:13.41 Entry: 1:11.51	+1.90
	25m: 15.51 50m: 34.09 (18.58) 75m: 53.46 (19.37) 100m: 1:13.41 (19.95)					
81	 Ethan Chan	13	 Roskill Swimming Club	0.63	1:14.01 Entry: 1:13.31	+0.70
	25m: 15.78 50m: 34.14 (18.36) 75m: 53.71 (19.57) 100m: 1:14.01 (20.30)					
82	 Aiden Carlisle	13	 Napier Aquahawks	0.70	1:14.03 Entry: 1:14.43	-0.40
	25m: 16.15 50m: 35.12 (18.97) 75m: 54.73 (19.61) 100m: 1:14.03 (19.30)					
83	 Daniel Wiley	15	 Heretaunga Sundevils	0.62	1:14.05 Entry: 1:12.67	+1.38
	25m: 15.50 50m: 34.68 (19.18) 75m: 53.94 (19.26) 100m: 1:14.05 (20.11)					
84	 Hayden Ling	13	 Parnell Swimming	0.79	1:14.24 Entry: 1:15.83	-1.59
	25m: 15.77 50m: 35.06 (19.29) 75m: 54.50 (19.44) 100m: 1:14.24 (19.74)					
85	 Max Wang	13	 North Shore Swimming Club	0.66	1:14.27 Entry: 1:13.38	+0.89
	25m: 16.15 50m: 35.01 (18.86) 75m: 54.52 (19.51) 100m: 1:14.27 (19.75)					
86	 William Zhang	13	 North Shore Swimming Club	0.62	1:14.38 Entry: 1:13.15	+1.23
	25m: 15.90 50m: 35.05 (19.15) 75m: 54.56 (19.51) 100m: 1:14.38 (19.82)					
87	 Leo Chai	14	 Dragon Swimming Club	0.73	1:14.67 Entry: 1:16.03	-1.36
	25m: 16.07 50m: 34.63 (18.56) 75m: 54.25 (19.62) 100m: 1:14.67 (20.42)					
88	 Oliver Kim	14	 Triton Swim Club	0.65	1:14.84 Entry: 1:16.04	-1.20
	25m: 16.09 50m: 35.12 (19.03) 75m: 55.13 (20.01) 100m: 1:14.84 (19.71)					
89	 Jesu Yu	13	 North Shore Swimming Club	0.68	1:14.98 Entry: 1:18.40	-3.42
	25m: 15.59 50m: 34.23 (18.64) 75m: 54.62 (20.39) 100m: 1:14.98 (20.36)					
90	 Cody Chen	14	 Porirua City Aquatics	0.64	1:15.86 Entry: 1:15.36	+0.50
	25m: 15.93 50m: 34.42 (18.49) 75m: 54.22 (19.80) 100m: 1:15.86 (21.64)					
91	 Jayden Shu	13	 Triton Swim Club	0.61	1:16.34 Entry: 1:17.58	-1.24
	25m: 17.33 50m: 36.04 (18.71) 75m: 55.97 (19.93) 100m: 1:16.34 (20.37)					
92	 Seamus Avery	14	 Coast Swimming Club	0.75	1:16.64 Entry: 1:15.84	+0.80
	25m: 15.96 50m: 35.01 (19.05) 75m: 55.06 (20.05) 100m: 1:16.64 (21.58)					
93	 Louis Liu	13	 Waitakere Swimming Club	0.69	1:18.39 Entry: 1:17.01	+1.38
	25m: 17.14 50m: 37.02 (19.88) 75m: 57.56 (20.54) 100m: 1:18.39 (20.83)					
94	 Tristin Costabeber	13	 Waitakere Swimming Club	0.77	1:18.49 Entry: 1:17.52	+0.97
	25m: 16.31 50m: 36.15 (19.84) 75m: 57.23 (21.08) 100m: 1:18.49 (21.26)					